

DACATIE Frame Formers

Dacatie insulated cavity closers can be factory assembled as three or four-sided frame formers to suit cavity widths from 50mm to 100mm. For widths above 100mm please contact us for further details.

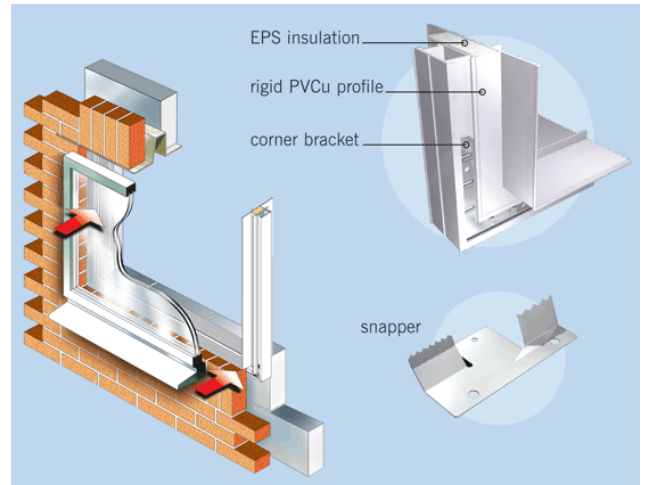
They can be used with all window types to accept snap-in or second fix frames and provide immediate closure of the cavity. This gives the benefit of accurate, mechanically jointed frame formers, factory-made to fit specific brick opening sizes and eliminating the need for site-fabricated templates.

The time saving and speed of construction benefits when using Dacatie subframes are significant, with formers supplied flat-packed for easy assembly on site, or pre-assembled.

It is important to follow the ordering instructions when specifying pre-formed units, giving the brick opening sizes, or blockwork opening sizes in the case of check reveals.

Advantages

- Insulated cavity closer, dpc and frame former in one
- Second fix or snap-in for all window types
- Delivered to site flat-packed or pre-assembled
- Saves time on site



Technical Data

Cavity Size	Lengths
50 - 75mm	600 - 3600mm
75 - 99mm	600 - 4200mm
100mm +	600 - 4200mm

timloc building products Everdry Stepped Cavity Trays


Everdry stepped cavity trays - lead attached

The leaded Everdry cavity tray range is a series of products for use at the abutment of a pitched roof with a cavity wall. They differ from standard cavity trays in that they are supplied with factory fitted lead flashings. This means that the bricklayer automatically installs both the cavity tray and the lead flashing in a single operation. All the products in this cavity tray range are designed so as to comply fully with the Building Regulations, British Standards and the NHBC.

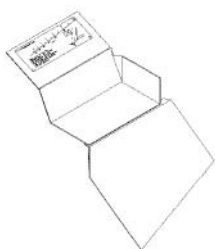
The leaded Everdry range also has full BBA certification. Key points to note are the high back upstand and the integral stopends. Both these are standard requirements with the NHBC.

The leaded Everdry range includes a large number of components which can cope with almost any wall construction. Products are available to suit brick, stone or block coursing and cavity widths of between 50mm and 150mm. The stone and block coursing trays can also be supplied to suit thicker external walls, with bed widths of up to 150mm.


Each set of leaded Everdry cavity trays include a range of standard components that work together to form a complete cavity tray system. These include stopend starter trays, corner starter trays, intermediate trays and ridge trays. Code 4 lead is supplied as standard, heavier grades are available to special order.



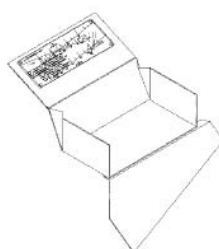
Description	Length	Handing	Product codes (cavity widths of 50 - 150mm)
Intermediate tray RH	225mm	RH	20001
Intermediate tray LH	225mm	LH	20002
Intermediate tray RH	420mm	RH	20011
Intermediate tray LH	420mm	LH	20012
Stopend starter tray	225mm	RH/LH	20031/32
Corner starter tray	225mm	RH/LH	20041/42
Ridge tray	225mm	N/A	20061



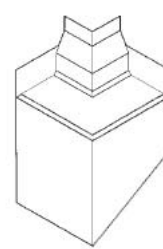
Leaded intermediate tray Long lead (LH)



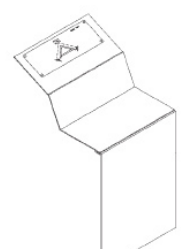
Leaded intermediate tray Short lead (LH)



Leaded stopend starter tray Short lead (LH)



Leaded corner starter tray short lead (LH)



Leaded ridge tray (LH/RH)



Horizontal Cavity Trays

Inter-loc system (new build & existing walls)

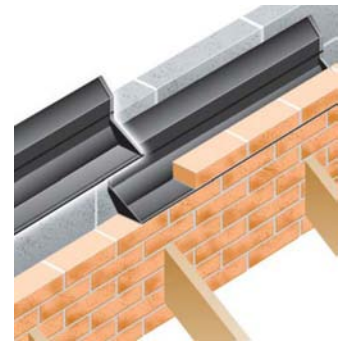
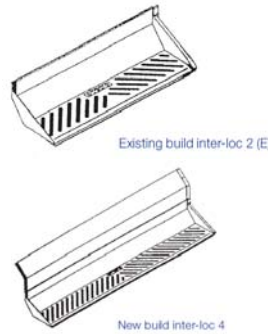
Timloc offers two ranges of pre-formed horizontal cavity trays for use in a variety of situations.

For example:

- At the abutment of a flat roof with a cavity wall
- At the abutment of a lean-to roof with a cavity wall
- Over airbricks, ducts, meter boxes etc.

A pre-formed horizontal cavity tray that features an interlocking system with integral stopend to eliminate tape jointing. The tray builds to brick bonding lengths for ease of use and is available in two or four brick lengths. The Inter-loc tray is suitable for use in both new build and remedial situations.

The one tray type covers cavity widths from 50mm to 100mm. A full range of accessories is available for this system.



Advantages

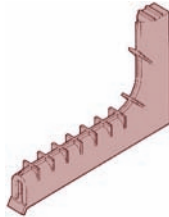
- Easy and fast building-in with brickwork sized units .
- Adjoining lengths interlock
- Adjustable upstand ensures cavity width compatibility .
- Traditional or timber frame construction
- Unobstructed cavity compartment area
- Establishes consistent build quality detail



Cavity Weep Vents

Cavity Wall - Tunnel Weep Vents

The Building Regulations NHBC and British Standards require the use of weep holes to allow water to be discharged from the cavity.

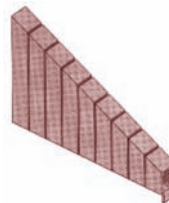


Vent Size

100 x 10 x 65mm

Bluebay Concealed Weep Vents

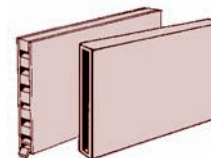
The triangular design of this weep vent combines a high flow capacity with a small discharge point, making it virtually invisible in finished brickwork.



Vent Size

100 x 10 x 65mm

Cavity Wall Weep Vents



Vent Size

10 x 65 x 100mm
10 x 75 x 150mm
10 x 75 x 300mm
10 x 75 x 100mm
10 x 75 x 250mm




Underfloor & Through Wall Venting

High performance airbrick

The high performance ventilator may be used instead of a conventional airbrick.

It is available with a range of attachments:-

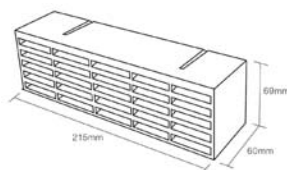
Cranked Sleeve type TAV, Vertical Extension Sleeves, Straight Sleeves, Rectangular to Round Converter



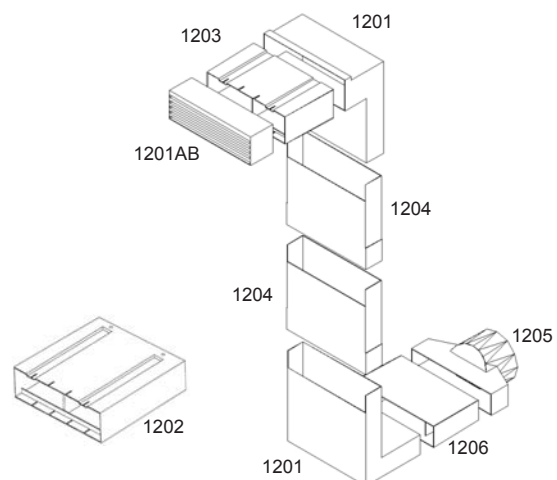
Air Brick Size

69 x 215 x 60mm

Available in a range of colours



Underfloor & Through Wall Vents



Description	Code
Telescopic Under Floor Vent	1201
Cavity Sleeve	1202
Horizontal Front Extension	1203
Vertical Extension Piece	1204
Duct Adapter	1205
Horizontal Rear Extension	1206